



HONDA For the new horizons

CT200 AUTO-AG



GET A WORKHORSE!

When 'a little yardwork' means working the range of the great outdoors — a range too wide to walk and too rugged to drive — it sure helps to have a horse. One that can get you where you want to go in comfort, and help you get the job done with time to spare. One that works like a horse without eating like one, and doesn't require even more work just to take care of it.

One like the new Honda CT200 AUTO-AG; a real little workhorse.

From the folks who know just what kind of 'yardwork' you've got in mind.




A Full Range of Big Features



Rugged Honda 4-stroke engine gives you big power when you need it. Quiet, economical, and reliable OHC powerplant features a no-maintenance CDI. Versatile 5-speed auto-clutch transmission gets you moving with a minimum of bother.





New remote reservoir shocks work with the long-travel rear suspension to give extra riding comfort when the going gets rough, and the loads heavy. Spring preload adjuster lets you select the right suspension setting for the job. Long-stroke front suspension gives compliant ride and assured handling.



Tough new seat cover designed with years-long use in mind. Well-padded design gives long-riding comfort.



'Big-foot' sidestands are located on both sides to let you park almost anywhere. Wide foot area virtually eliminates tipovers by not sinking into soft ground.




Handy brake locks on both front and rear wheels give added convenience when parking in gear or on sloping terrain, with easy one-finger operation.




One-touch starts are yours with a convenient push-button electric starter. Backup recoil starter with compression release also fitted.



Heavy-duty carriers front and rear. Handy front carrier spring clip holds things securely in place.



Engine guard and skidplate help protect the engine cases from expensive damage caused by falls or impacts when riding over rugged, rocky terrain.



Full chaincase reduces maintenance and extends service life of 'O'-ring sealed chain.



Other Exciting Honda Features

- Instrument panel-mounted ignition switch for easy operation.
- Knobby tires for ample traction in a wide range of riding conditions.
- Rugged standard handlebar protector.
- Heel-toe gearshift lever works with auto-clutch for simpler shifts.
- Flexible front & rear mudguards with large standard mudflaps.
- Standard turn signals.
- Conveniently located switches.
- Corrosion-resistant aluminium muffler protector.
- Eye-catching new graphics.

CT200 AUTO-AG SPECIFICATIONS (U type)

Engine	192cm ³ (11.72 in ³) OHC 4-stroke single
Bore & Stroke	65.0 × 57.8mm (2.56 × 2.28 in)
Compression Ratio	7.8:1
Carburetor	20mm (0.79 in) piston valve
Max. Horsepower	13.5PS/7,500rpm (DIN)
Max. Torque	1.49kg-m/3,500rpm (DIN)
Ignition	Capacitor discharge (CDI)
Starter	Electric and recoil
Transmission	5-speed with auto-clutch
Final Drive	'O'-ring sealed chain
Dimensions (L×W×H)	2,035 × 905 × 1,110mm (80.1 × 35.6 × 43.3 in)
Wheelbase	1,290mm (50.8 in)
Seat Height	820mm (32.3 in)
Ground Clearance	230mm (9.1 in)
Fuel Capacity	6.2 liters (1.64 US., 1.36 Imp. gal.)
Tires	Front 3.00-19 4PR knobby pattern Rear 3.50-18 4PR knobby pattern
Suspension	Front Telescopic hydraulic fork, 170mm (6.7 in) travel Rear Swingarm with hydraulic dampers, 133mm (5.2 in) axle travel
Brakes	Front Rear Leading/trailing drum
Dry Weight	122.5kg (270 lb)

Honda machines sold in your area are those most suited to local conditions. Specifications and appearance may differ slightly depending on markets and are subject to change without notice. For details, please consult your nearest Honda dealer.



HONDA[®]
HONDA MOTOR CO., LTD. TOKYO, JAPAN

Your authorized HONDA dealer:

Ride alert. Dress right. Always wear a helmet and eye protection. Enjoy safe motorcycling.